

ASL/HSL Key Exchange Box



Part of the
Sentric Group



The key exchange box is designed to allow the release of secondary keys by trapping one or more initial keys.

It is presented in a box format and each row has a set of 5 key entries.

The need for this type of product usually arises where there is multiple access to a hazardous area.

The key exchange box will be the link between the isolation locks and the access locks to the hazardous area.




Trapped Key
Interlocks



ENERGY

USAGE

The key exchanger box is used as part of a safe guarding system.

 This lock is not designed to secure access to a safe, external access to a building, for doors or access gates.

INSTALLATION

 A safety lock must be fitted with appropriate fixings (not supplied with the lock).

Important:

To prevent unauthorised removal, the lock must be fitted with a stainless steel rivet or stainless steel security screws and secured with a threadlocker.

Tightening torque: 5Nm

The lock must be installed by a competent and qualified person.

MAINTENANCE

No maintenance of the product is recommended. However, to improve its operation and possibly increase its life span, adding "Xenium micronised graphite powder" to the lock is accepted. Any other product is prohibited.

ASL/HSL Key Exchange Box



Part of the
Sentric Group

TECHNICAL DATA

Weight	Starting at 1,17 kg for 6 entries
Material	- Cylinder - Rotor 5000 : 6064-T9 aluminium / Rotor 6000 : Grivory GVX-65h composite Stator : 6064-T9 aluminium - Case - AISI 304L stainless steel - Cam - PA6-6 nylon
Product finishing	Anodised black (cylinder)
Temperature rating	-35°C / +120°C for the lock
Salt spray tolerance	240h
Watertightness	IPXX
IK rating	IK08
Vibrations	0.7mm @10-55HZ 1 oct/min in 3 axes
Retentive strength	250N-key
Lifespan	1000000 cycles*
B10d	200000 cycles*
DC	90%
Compliance	- CE Marking Directive 2001/95/EC - Machinery Directive 2006/42/EC
ROHS	Certificate available on our website, Resource Centre section
REACH	Certificate available on our website, Resource Centre section
Conflict Minerals Declaration	Certificate available on our website, Resource Centre section

*Aluminium rotor version

OPTIONS

- Flat key (RONIS type) or star key (PROFALUX type)
- Rotor type (aluminium or composite)

APPLICATION

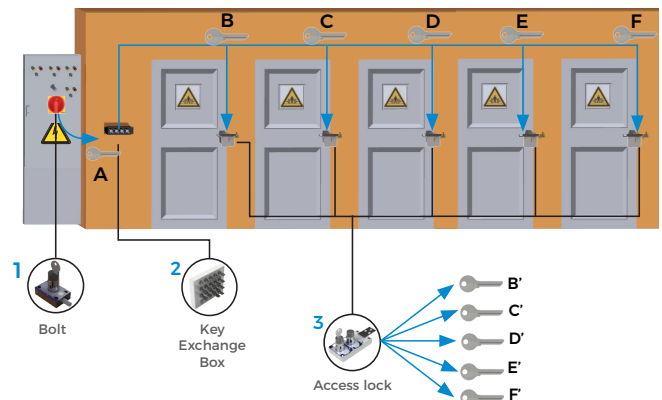
The system includes a lock on the machine's power supply control device, an exchange box, and at least 5 access locks for entering the hazardous area. Under normal machine operation (motor powered), the power key A is trapped in the Hercules lock on the machine disconnecter and the access door to the hazardous area is closed and locked.

To access the hazardous area:

1. The operator cuts the power to the machine allowing the release of the power key A.
2. The power key A is then trapped in the key exchange box, releasing the access keys B, C, D, E and F
3. Access keys B, C, D, E and F can then be trapped in the access locks, each releasing a personal key and a strike plate allowing access to the area.

The personal keys B', C', D', E' and F' are kept by the operator during operation to protect against accidental locking and starting.

4. To put the machine back into service, the operator follows the same steps in reverse order



ASL/HSL Key Exchange Box



Part of the
Sentric Group

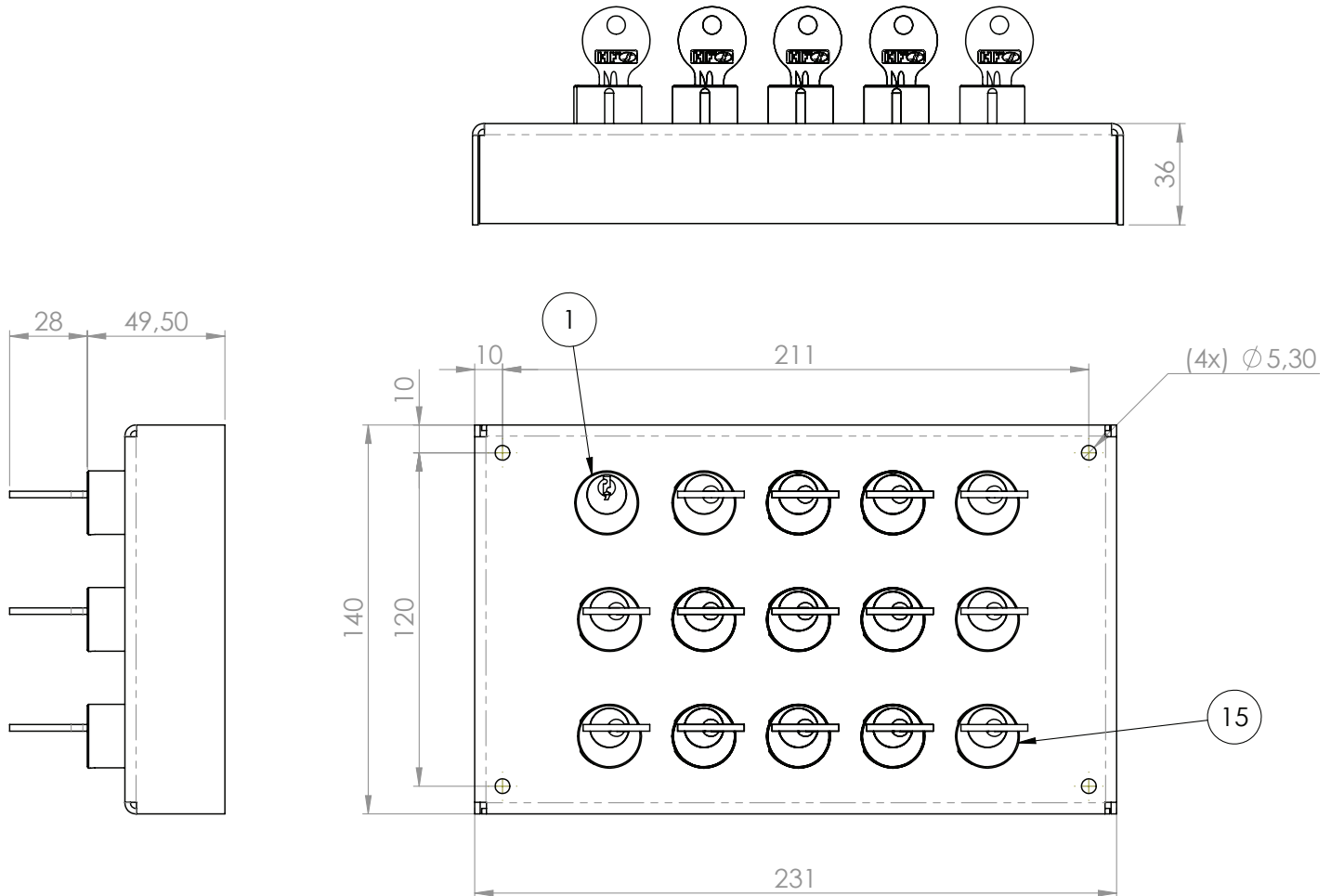
DRAWING

Dimensions: in mm

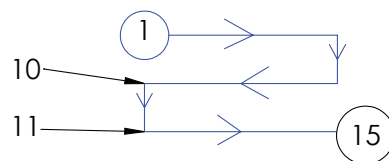
Available as a flat key (RONIS) or star key (PROFALUX)

Note: For safe mounting, use security screws.

Flat key exchange box (15 entries version)



Sens de libération des clés
(key release direction and rotation)



**Note: Tous les cylindres sont en rotation 1/4 tour Droite
sauf n°10 et 11 en 1/4 Gauche**

(All cylinders are on 1/4 Right rotation except n° 10 and 11)

ASL/HSL Key Exchange Box



Part of the
Sentric Group

ORDER INFORMATION

	Cylinder profile	Product type	N° of cylinder	Key profile	Rotor type	Particularity
Reference		SL				
Example	A	SL	15	EL	5	000

Cylinder profile	A = Flat key H = Star key
N° of cylinder	Min. 6
Key profile	Star key = PS 5-piston flat key = EK, EL, EM, EP, ET, EV 6-piston flat key = GK, GL, GM, GP, GT, GV
Rotor type	5 = Aluminium 6 = Composite
Particularity	000 = Standard xxx = Customised

ACCESSORIES

- Flip cap (ref. D23556)

CONTACTS

Serv Trayvou

1 ter rue du Marais, 93100 MONTREUIL, France
t: +33 (0)1 48 18 15 15 | f: +33 (0)1 48 59 68 50 | e: sales@servtrayvou.com

