


NX - Key Exchange Box



Part of the
Sentric Group



The NX Exchange box is designed to allow the release of secondary keys by trapping one or more primary keys.

The need for this product type usually arises where there are multiple access points to a single hazardous area. It is available for up to 5 keys.

The key exchange box will be the link between the isolation locks and the hazardous area access locks.



Trapped Key Interlocks



INDUSTRY



ENERGY



RAILWAY

USAGE

The NX key exchange box should be used to provide safe access to a hazardous area where there are two or more access points to the area.



The NX key exchange box is not designed to secure access to a safe, external access to a building, for doors or access gates.

INSTALLATION



A safety lock must be fitted with appropriate fixings.

Important:

To prevent unauthorised removal, the lock must be fitted using rivets or M5 stainless steel security screws (washers, nuts and screws).

Installation must be carried out by a competent and qualified person.

MAINTENANCE

Periodic visual inspections should be carried out by the Facility Manager or Safety Manager to ensure that there is no distortion or corrosion/erosion/acid build-up and that the lock marking plate is clearly legible.

Do not lubricate the lock cylinder with oil or grease.

NX - Key Exchange Box



Part of the
Sentric Group

TECHNICAL DATA

Weight	Starting at 0,8 kg (for 2 keys entries)
Material	- 304 stainless steel - Flip cap gasket: Cellular Silicon - Marking plate: Aluminium - Riveted plate (Brass rivets) or glued (Acrylic - Loctite AA330)
Product finishing	- Cover: Red polyester paint (RAL 3000)
Temperature rating	-35°C / +120°C for both lock & switch
Salt spray tolerance	240h
Watertightness	IP4X-lock IP66-switch
IK rating	IK08 lock IK08 switch
Vibrations	0.7mm @10-55HZ 1 oct/min in 3 axes
Retentive strength	250N-key
Lifespan	1000000 cycles
B10d	200000 cycles
DC	90%
Compliance	- CE Marking Directive 2001/95/EC - Machinery Directive 2006/42/EC - Low Voltage Directive 2014/35/EU (with a switch)
ROHS	Certificate available on our website, Resource Centre section
REACH	Certificate available on our website, Resource Centre section
Conflict Minerals Declaration	Certificate available on our website, Resource Centre section

OPTIONS

- 2 to 5 keys entries
- Switch 2NC-1NO (standard) - switches status when the key is trapped
- Without flip cap
- Not painted
- Lock with padlock guard: (lockout by padlock, if several technicians are involved)

APPLICATION

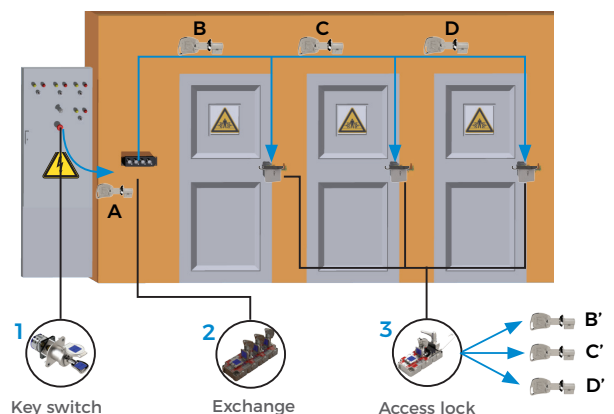
The system includes a RTK key switch to control machine control circuit, a NX key exchange box, and 3 NX access lock for entering and 3 NX access locks for entering the hazardous area. Under normal machine operation (motor powered), the power key A is trapped in the RTK and the access doors to the hazardous area are closed and locked.

To access the hazardous area:

1. The operator releases the isolation key A from the RTK, thus cutting off the power to the machine.
2. The isolation key A is then trapped in the NX exchange, releasing the access keys B, C and D.
3. The access keys B, C and D can then be trapped in the MS access locks each releasing a lockout key and latch allowing access to the area.

Lockout keys B', C' and D' are held by the operator during operation to protect against accidental lockout/tagout.

4. To put the machine back into service, the operator follows the same steps in reverse order.



NX - Key Exchange Box



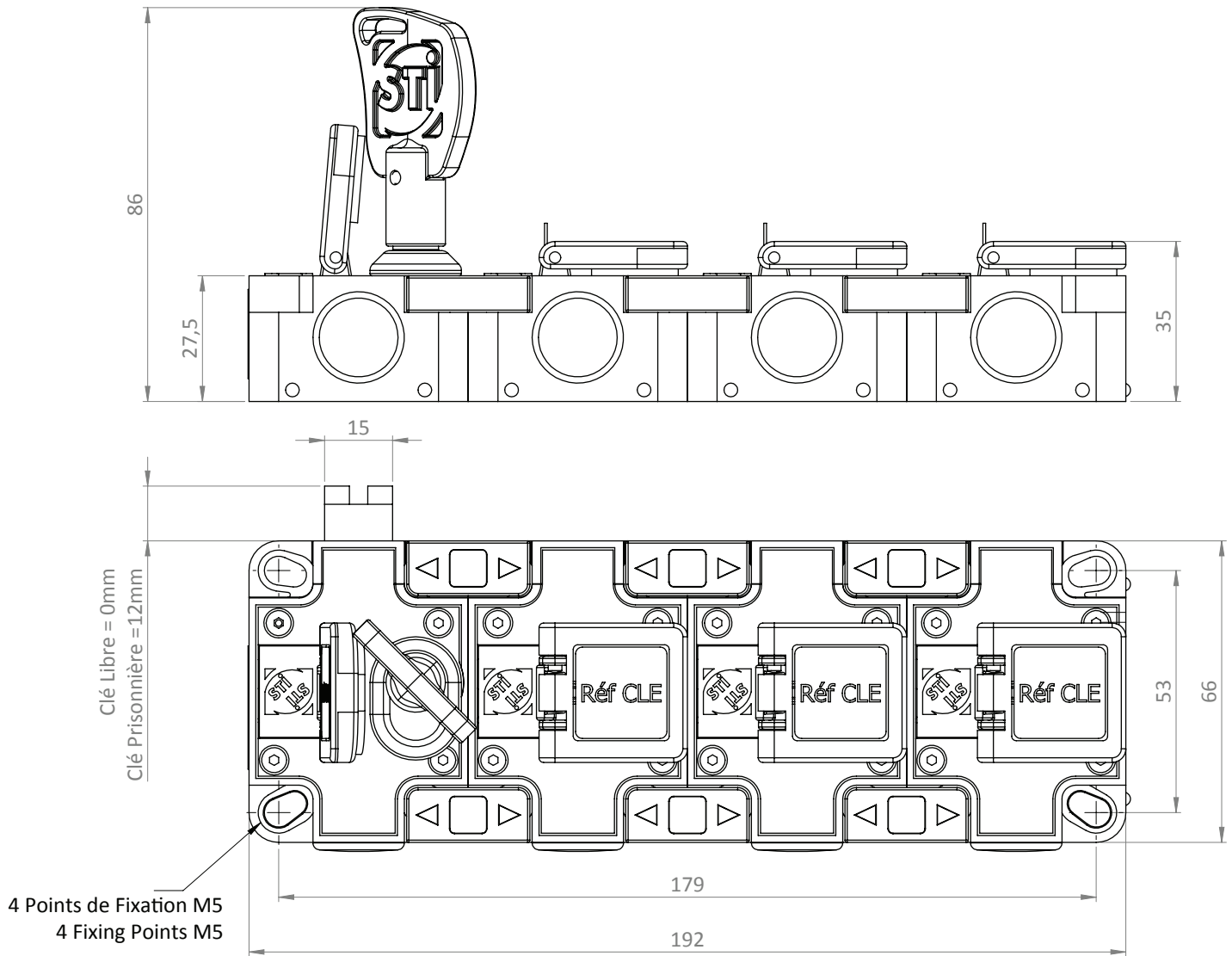
Part of the
Sentric Group

DRAWING

Dimensions: in mm

Note: For a safe mounting, use rivets or self-tapping screws.

NX Exchange with 4 keys entries



NX - Key Exchange Box



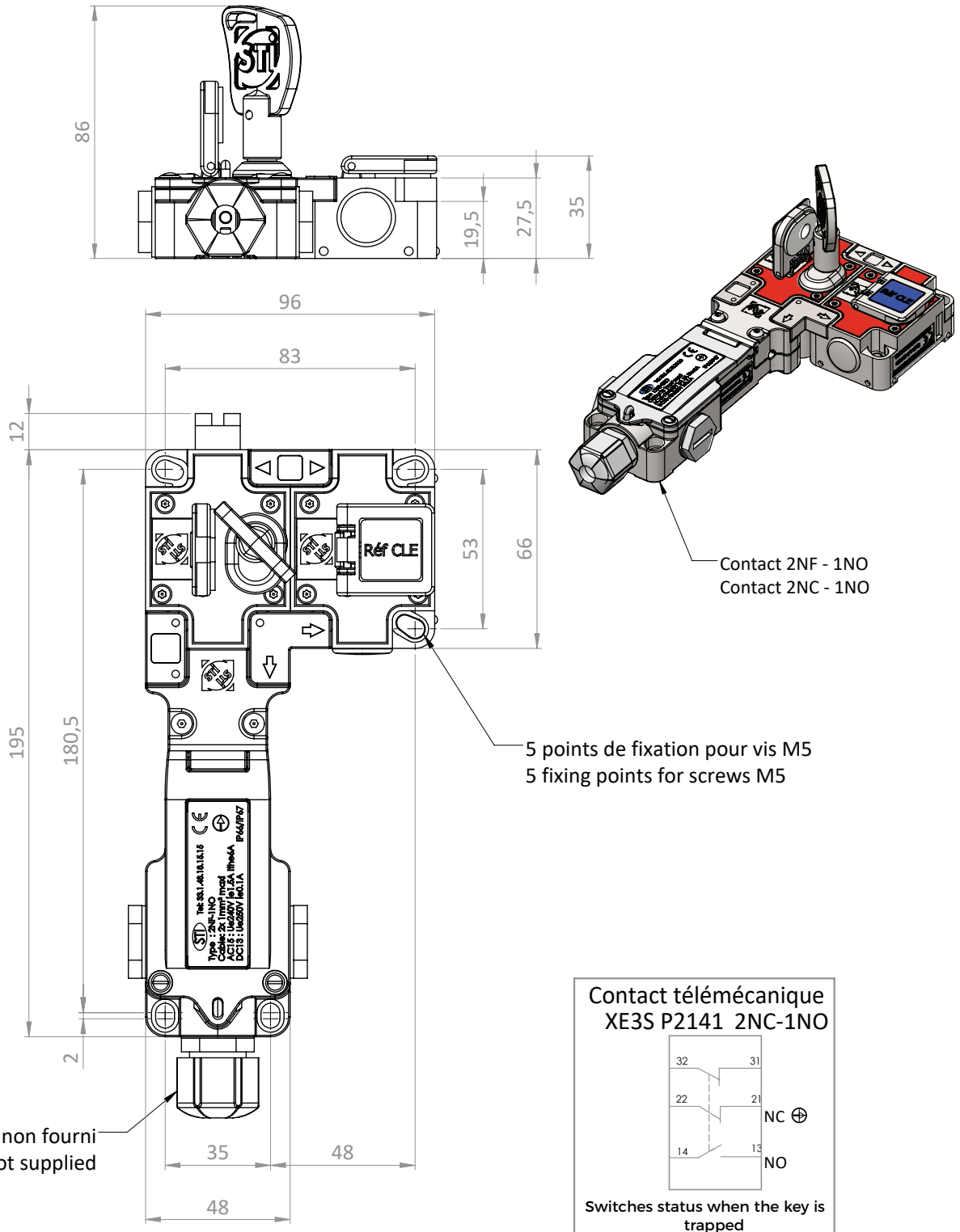
Part of the
Sentric Group

DRAWING

Dimensions: in mm

Note: For a safe mounting, use rivets or self-tapping screws.

NX Exchange with two switches key entries (in front position)



NX - Key Exchange Box

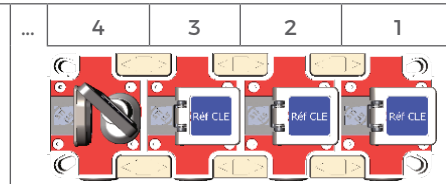


Part of the
Sentric Group

ORDER INFORMATION

	NX	N° of entries	0	ECH	Function	Switch	Position	Order no
Reference	NX							
Example	NX	4	0	ECH	AK	BS	2	0

1	N° of entries	From 2 to 5 entries
2	Function	The function determines the key position (in or out). See FUNCTION table
3	Switch	NS = No Switch BS = Back Switch FS = Front Switch
4	Position	From 1 to 5 which shows the contact position on the device starting from the right
5	Order no	For specific applications. This number is assigned by STI for an adapted product



N° of entries	Function	Principle
2	AC	
3	AE	
3	AG	
4	AK	
4	AL	
4	AM	
5	AP	
5	AQ	
5	AR	
5	AS	

Legend	○	free key
	●	trapped key

NX - Key Exchange Box



Part of the
Sentric Group

ACCESSORIES

• None

CONTACTS

Serv Trayvou

1 ter rue du Marais, 93100 MONTREUIL, France

t: +33 (0)1 48 18 15 15 | f: +33 (0)1 48 59 68 50 | e: sales@servtrayvou.com



6 of 6

Whilst every effort has been made to ensure the accuracy of the information provided, no liability can be accepted for any errors or omissions. Serv Trayvou Interverrouillage S.A.S. reserves the right to alter specifications and introduce improvements without prior notice.

www.servtrayvou.com
U-NX - Key Exchange Box-E-01 (10-22)