


Interlock Keys



SD Series



HD Series

The KIRK® SD Series of trapped key safety interlocks feature the traditional keyed brass interlock design. This interlock series comprises a 7-pin nickel-silver key and a pin tumbler lock cylinder.

HD Series keys are made from electropolished 316 stainless steel and are constructed to be robust in the toughest of environments. The shaft driven design contains precision drivers (dowel pins) configured to specific combinations. They will not snap under force, nor will they fall through standard floor grating, minimizing downtime due to key replacement. The unique design prevents key duplication or unauthorized mastering, ensuring the highest protection of your interlock scheme.

OPTIONS

Stamp Key Interchange - specify an alphanumeric code to be stamped on the cylinder face and the key (e.g. A1, A2, B1, etc. - up to 5 characters). See Data Sheet for Keys (3.4) and Terminology (4.1) for details.

NOTE: Each SD Series interlock is supplied with a key in its lock. These keys are needed during installation of the interlock(s) on equipment. This then provides more keys than are necessary for operation of the interlock system. Once the interlocks have been installed, all extra keys should be removed from the system and destroyed or retained by a responsible person.

Each HD Series interlock system is supplied with the precise number of keys specified. If extra (installation) keys are specified the extra keys must be removed from the system after installation and destroyed or secured/controlled by a responsible person.

If additional keys are required due to loss or damage, please:

1. Print the Duplicate Key Release Form from our web site.
2. Complete the form and sign your name.
3. Fax the form and your purchase order to Kirk Key Interlock Company at (330) 833-1528 for immediate delivery.

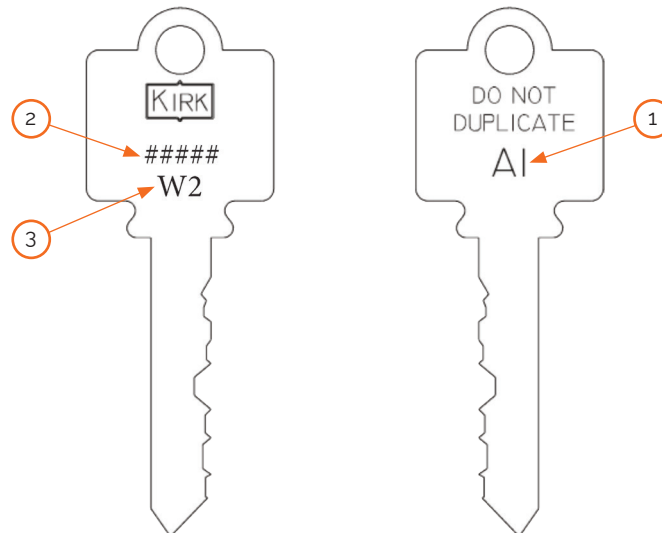
Record Keeping: With our extensive record keeping dating back to 1945, you can rely on Kirk Key Interlock Company to coordinate and number your keys in coordination with existing equipment currently in service.



CAUTION: The existence of duplicate keys in a KIRK® interlock system may compromise the safety of the system. To ensure correct operation of the KIRK® interlock system, it is necessary to remove all loose or removable held keys before operating the equipment on which the interlocks are mounted. Keys removed from an interlock system should be destroyed or retained by authorized personnel.

DRAWING

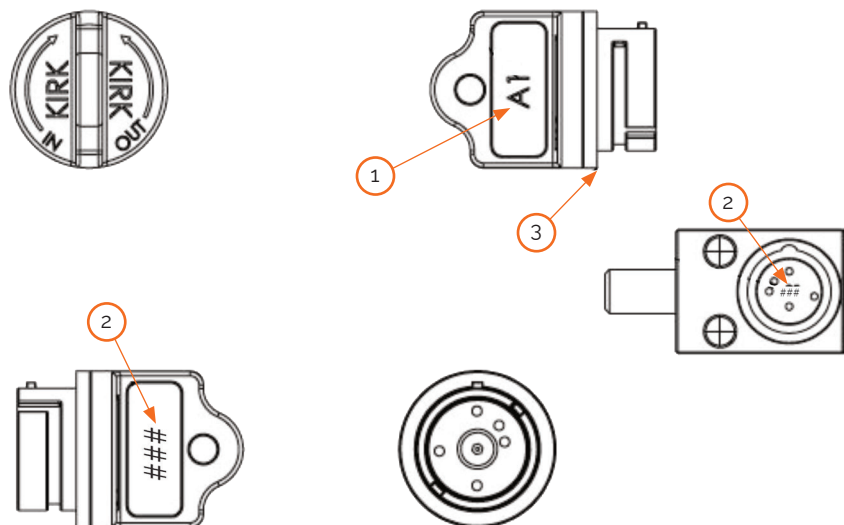
SD Series Key



NOTES:

- 1) Stamp Key Interchange (Optional).
- 2) Lock Number: always stamped on the key and lock – assigned by Kirk Key Interlock Company.
- 3) Key Way

HD Series Key




NOTES:

- 1) Key interchange (optional) - the key interchange is stamped on the back side (or finger side) of the key.
- 2) Lock number - always stamped on key and lock. This number is assigned by Kirk Key Interlock Company unless specified when ordering. The lock number is stamped on the front side (or thumb side) of the key.
- 3) Gasket - to prevent debris and moisture from entering interlock cylinder.




ORDER INFORMATION



SD SERIES

	1	2	3	4	5
Part number	K	7	0	0	6



HD SERIES

	1	2	3	4	5
Part number	S	7	0	0	6

Kirk Key Interlock Company LLC
9048 Meridian Circle, NW, North Canton, OH 44720, USA
Tel: +1 234.209.9301 **Email:** sales@kirkkey.com

3 of 3

While every effort has been made to ensure the accuracy of the information provided, no liability can be taken for any errors or omission. Sentric Safety Group reserves the right to alter specifications and introduce improvements without prior notice.

U-Interlock Keys-E-05 (08-25)